CI44 Series 1.25mm(.049") Wire to Board Connectors

- ◎ Latch housing secure terminal in housing and provides extra terminal retention
- ◎ Terminal accommodated AWG #28~#32
- ◎ Insulator: Polyester UL 94V-0 , Color Nature
- ◎ Terminal: Tin plated , Phosphor Bronze
- ◎ Mate with CI44 header

RoHS Compliant HF

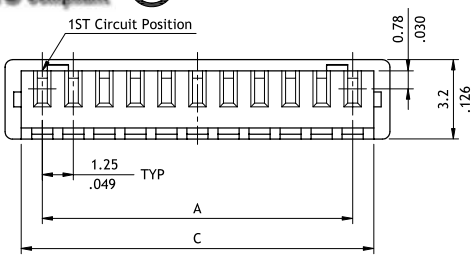

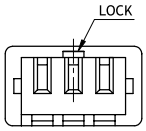

FOR 2 & 3 PIN Circuits

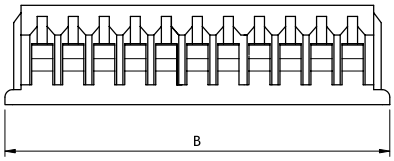

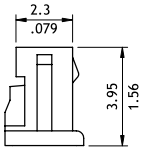

Circuits	Dimension		
	A	B	C
2	1.25(.049)	4.25(.167)	2.95(.116)
3	2.50(.098)	5.5(.217)	4.20(.165)
4	3.75(.148)	6.75(.266)	5.45(.215)
5	5.00(.197)	8.0(.315)	6.70(.264)
6	6.25(.246)	9.25(.364)	7.95(.313)
7	7.50(.295)	10.5(.413)	9.20(.362)
8	8.75(.344)	11.75(.463)	10.45(.411)
9	10.00(.394)	13.0(.512)	11.70(.461)
10	11.25(.443)	14.25(.561)	12.95(.510)
11	12.50(.492)	15.5(.610)	14.20(.559)
12	13.75(.541)	16.75(.659)	15.45(.608)
13	15.00(.591)	18.0(.709)	16.70(.657)
14	16.25(.640)	19.25(.758)	17.95(.707)
15	17.50(.689)	20.5(.807)	19.20(.7560

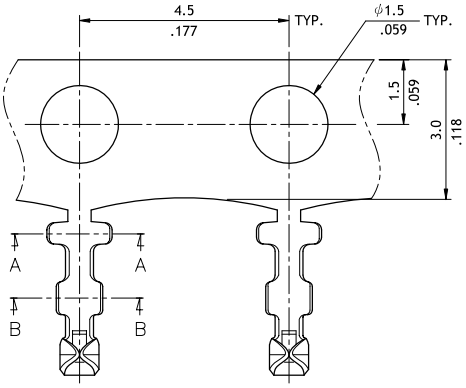

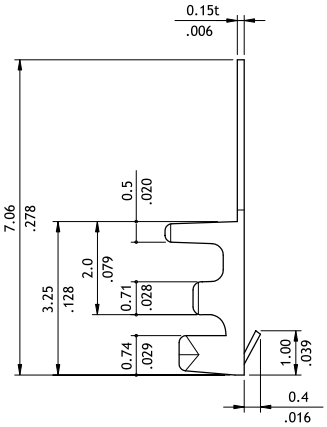

Wire Range	Insulation Diameter	Reel Q'ty
AWG #28~#32	1.2 (.047) MAX.	15,000 PCS.

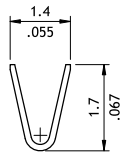

SEC.:A-A

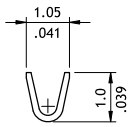

SEC.:B-B

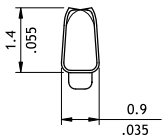

Ordering Code

❶ ❷ ❸ ❹ ❺ ❻

C I 4 4 1 5 S 0 0 0 0 – NH

❶ Series No.
❷ No. of Circuits: 02 to 15
❸ S00 = Connector housing
❹ Color: 0 = Color Nature
❺ Other Options: 0 = High mating & unmating force
0-L = Low mating & unmating force
❻ -NH = Halogen-Free
* Empty code 6, if requesting non Halogen-Free material

❶ ❷ ❸ ❹ ❺ ❻

C I 4 4 T 0 1 1 P P 0

❶ Series No.
❷ Type: T01 = AWG #28~#32
❸ Plating: 1= Tin over Nickel
❹ Material: P = Phosphor Bronze
❺ Plating method: P = Post Plating
❻ Other Options:
0 = Standard